


Instagram Social Report

02 Sep 2025 - 01 Oct 2025




عاجي لطب الاسنان فرع
جدة





Content Summary

Key metrics for the selected period

 02 Sep 2025 - 01 Oct 2025



6
Total Organic Posts
200% higher



1
Total Organic Engagement
83.33% lower



248
Estimated Impressions
5.98% higher



139
Estimated Reach
5.30% higher

These metrics are compared to the previous period of 02 Aug 2025 - 01 Sep 2025



Top 3 Posts

See the top 3 posts published by this Instagram Profile

02 Sep 2025 - 01 Oct 2025



aaji_jeddah
22 Sep

No Text...



Likes
1

Comments
0

7 reach
1 engagement
7 impressions
0.140% eng. rate by followers
14.286% eng. rate by impressions



aaji_jeddah
22 Sep

No Text...



Likes
0

Comments
0

92 reach
0 engagement
101 impressions
0% eng. rate by followers
0.000% eng. rate by impressions



aaji_jeddah
22 Sep

No Text...



Likes
0

Comments
0

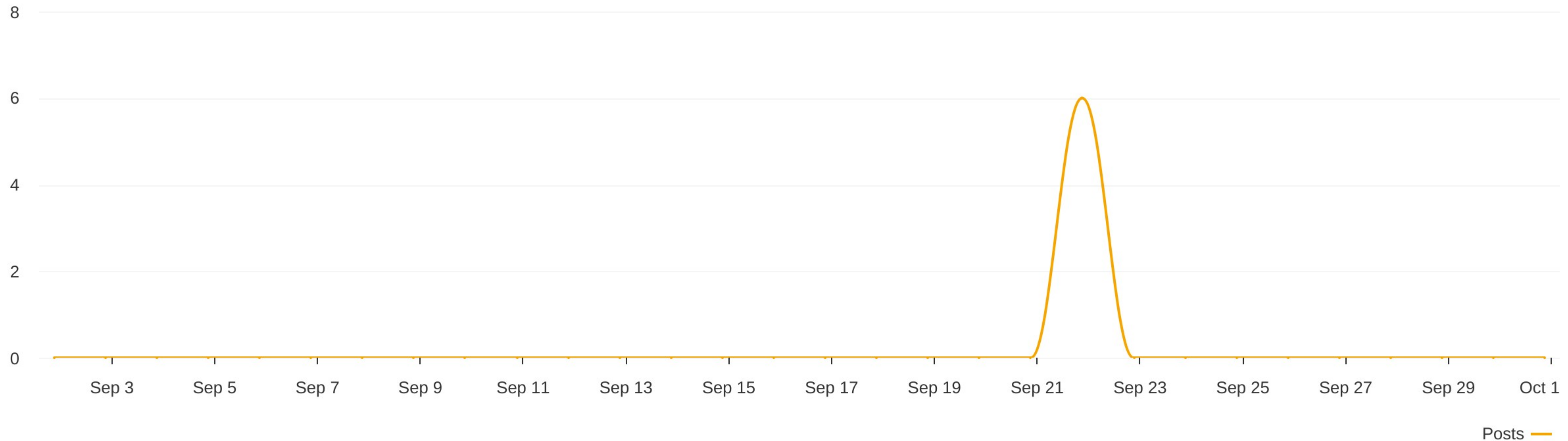
11 reach
0 engagement
13 impressions
0% eng. rate by followers
0.000% eng. rate by impressions



Organic Posts Distribution

See the posting patterns of this Instagram profile

 02 Sep 2025 - 01 Oct 2025



The total number of posts is


6


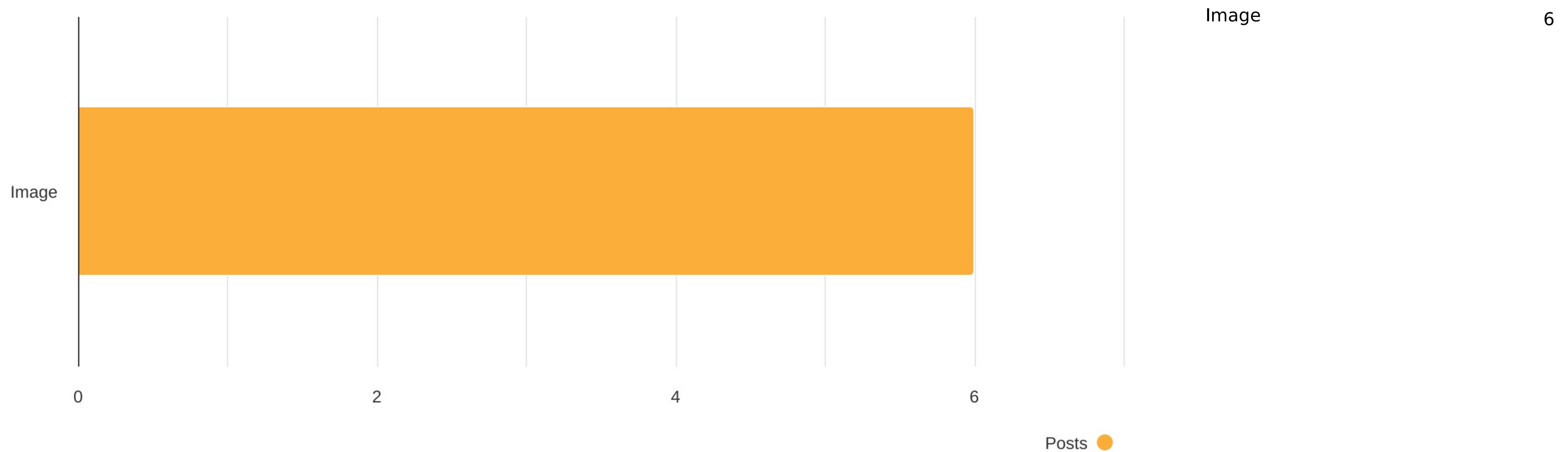
which is 200% higher than the previous period



Post Types

See the publishing behaviour of this Instagram profile

 02 Sep 2025 - 01 Oct 2025



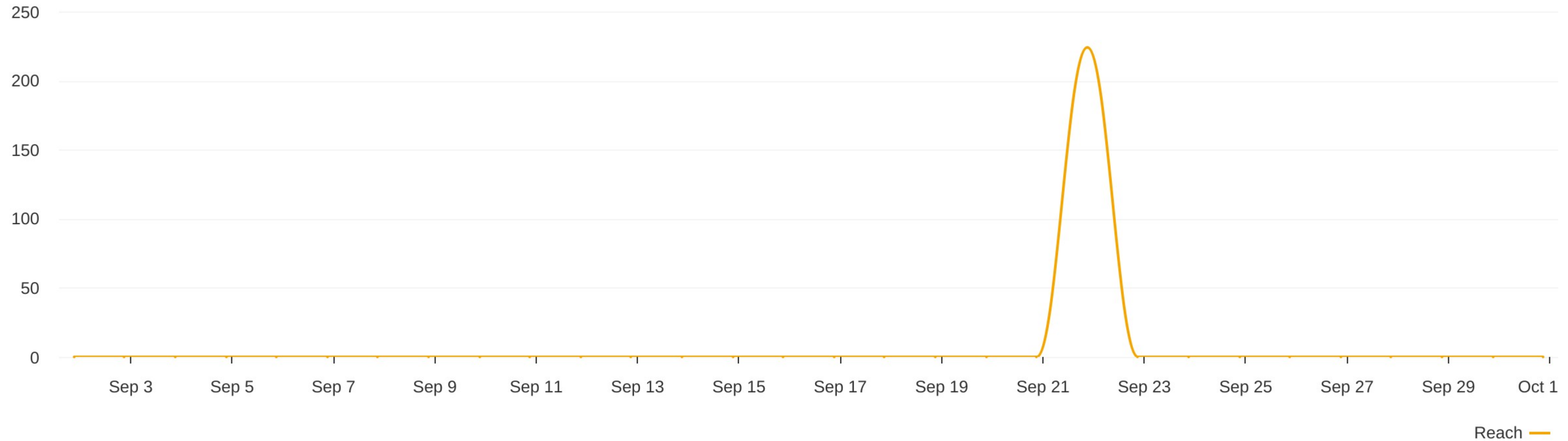
For better results, try and post more Reels since that's the type of content that brings the highest engagement



Organic Posts Reach Distribution

Unique people who have seen any post from this Instagram Profile

02 Sep 2025 - 01 Oct 2025



The estimated page reach is

139

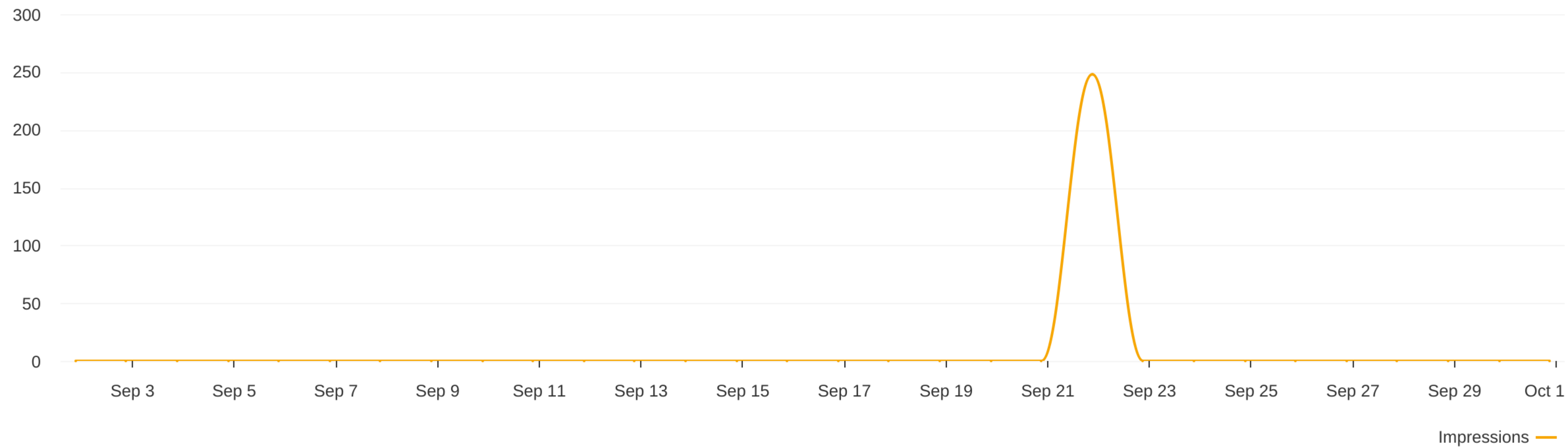
which is 5.30% higher than the previous period



Organic Posts Impressions Distribution

The number of times the content has been seen

02 Sep 2025 - 01 Oct 2025



The estimated number of impressions is

248

which is 5.98% higher than the previous period



When to post?

 02 Sep 2025 - 01 Oct 2025

Based on data, this is the best time to post on Instagram to get a higher engagement



Day with the highest engagement

Mon



Hour with the highest engagement

6 PM




Day with most posts

Mon



Hour with most posts

6 PM




Amazing! You're doing great in terms of engagement!



Organic Comments Distribution

Take a look at the variation of comments received

02 Sep 2025 - 01 Oct 2025



The total number of comments is

0

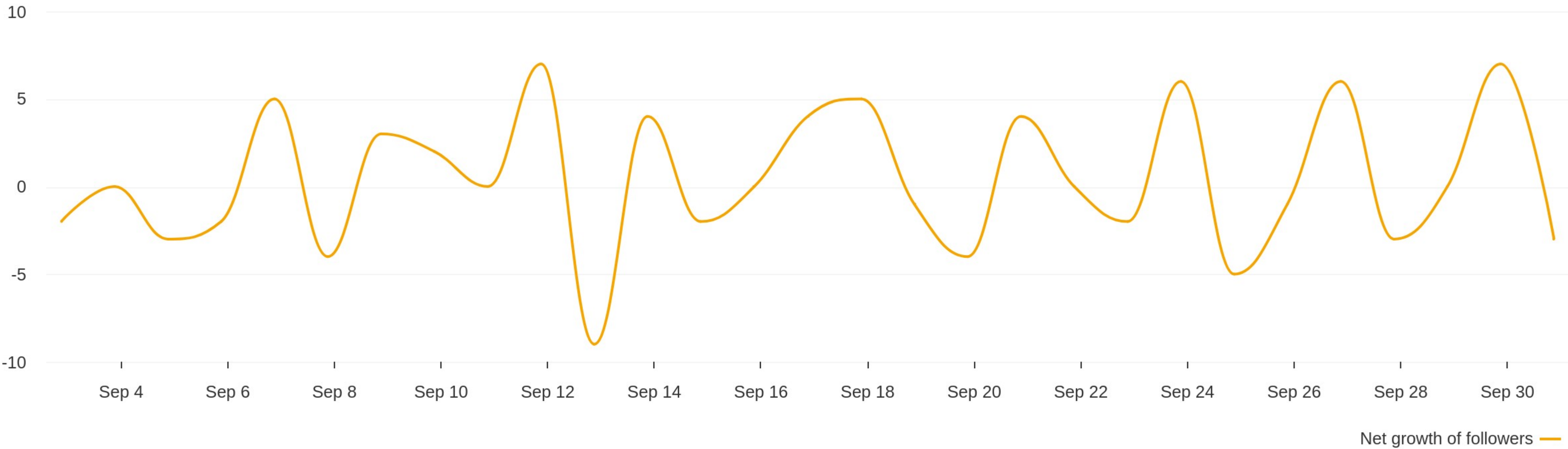
which is 100% lower than the previous period



Followers Growth

Key metrics for the selected time period

02 Sep 2025 - 01 Oct 2025



The total number of followers is

712

which is 2.59% higher than the previous period



The followers growth percent is

12

which is 0% higher than the previous period